

Since 1986

PLASTO[®]

प्लास्टो है तो गॅरन्टी है।

DEALER'S

Product Catalogue

With Code

*Safe for Drinking
Water*

Range from 100 L to 10,000 L



R C PLASTO TANKS & PIPES PVT. LTD.

Unit - I Add : D-2/A, Hingna M.I.D.C., Near Wadi Toll Plaza, Wadi Road, Nagpur - 440016 (M.S.)

Unit - II Add : Plot No- 33-A-1, M.I.D.C. Hingna, Nagpur - 440016 (M.S.)

CUSTOMER CARE OFFICER (Address as above), Mob : 086001 23318, customercare@plasto-in, www-plasto-in

GST No: 27AAEGR9482J1ZQ



CPVC Pipes IS : 15778




Length Size	3m			5m			
	mm	inch	Code	Code	Qty	Code	Code
15	1/2"	166	191	80	277	316	50
20	3/4"	232	268	50	385	452-5	30
25	1"	361	418	30	600	697	20
32	1 1/4"	547	610	20	867	1,016	15
40	1 1/2"	780	873	15	1,250	1,402	10
50	2"	1,220	1,434	10	2,033	2,390	07
		SCH - 40	SCH - 80		SCH - 40	SCH - 80	
65	2 1/2"	2,480	2,990	05			
80	3"	3,040	4,050	03		6,750	04
114.30 OD	4"	4,750		02	8,000		02

CPVC Fittings IS : 17546



Size		Code	Qty	Pouch Pck.
mm	inch			
15	1/2"	12-7	400	100 x 4
20	3/4"	15-5	250	25 x 10
25	1"	32-7	150	25 x 6
32	1 1/4"	68-1	90	15 x 6
40	1 1/2"	125-9	50	10 x 5
50	2"	280-1	22	Loose
65	2 1/2"	381	12	4 x 3
80	3"	541-5	08	2 x 4



Tee

Size		Code	Qty	Pouch Pck.
mm	inch			
15	1/2"	17-8	250	50 x 4
20	3/4"	26-1	200	25 x 8
25	1"	41-8	100	25 x 4
32	1 1/4"	83-4	60	15 x 4
40	1 1/2"	159-6	35	7 x 5
50	2"	343-1	16	4 x 4
65	2 1/2"	490	08	2 x 4
80	3"	730	05	1 x 6



Coupler

Size		Code	Qty	Pouch Pck.
mm	inch			
15	1/2"	9-4	600	100 x 6
20	3/4"	12-5	400	25 x 16
25	1"	21-3	200	25 x 8
32	1 1/4"	40-1	125	25 x 5
40	1 1/2"	75-5	75	15 x 5
50	2"	173-6	40	10 x 4
65	2 1/2"	224-5	10	2 x 5
80	3"	304-5	06	1 x 6



MTA

Size		Code	Qty	Pouch Pck.
mm	inch			
15	1/2"	11-9	400	100 x 4
20	3/4"	20-1	350	25 x 14
25	1"	29-9	250	25 x 10
32	1 1/4"	51-8	150	25 x 6
40	1 1/2"	68-8	100	25 x 4
50	2"	140-3	50	10 x 5
65	2 1/2"	190-5	10	2 x 5
80	3"	267	10	2 x 4



FTA

Size		Code	Qty	Pouch Pck.
mm	inch			
15	1/2"	13-7	300	75 x 4
20	3/4"	26-5	300	25 x 12
25	1"	39-6	175	25 x 7
32	1 1/4"	70-7	100	25 x 4
40	1 1/2"	110-2	70	14 x 5
50	2"	185-1	40	10 x 4
65	2 1/2"	204-5	08	2 x 4
80	3"	318-5	06	1 x 6



Shoe Bend 45°

Size		Code	Qty	Pouch Pck.
mm	inch			
15	1/2"	15-4	400	100 x 4
20	3/4"	23-6	300	25 x 12
25	1"	41-5	150	25 x 6
32	1 1/4"	73-6	100	25 x 4
40	1 1/2"	113-2	60	15 x 4
50	2"	238-2	30	10 x 3
65	2 1/2"	319-6	08	2 x 4
80	3"	442	05	1 x 6



End Cap

Size		Code	Qty	Pouch Pck.
mm	inch			
15	1/2"	6-6	800	100 x 8
20	3/4"	12-2	400	100 x 4
25	1"	18-8	350	25 x 14
32	1 1/4"	36-6	200	25 x 6
40	1 1/2"	51-1	150	25 x 6
50	2"	116-6	70	10 x 7
65	2 1/2"	161-7	20	4 x 6
80	3"	232-5	12	4 x 3



Tank Connector (MT-Soct.)

Size		Code	Qty	Pouch Pck.
mm	inch			
15	1/2"	52-1	100	25 x 4
20	3/4"	54-2	150	25 x 6
25	1"	77-6	80	25 x 4
32	1 1/4"	120	60	15 x 4
40	1 1/2"	180-1	45	5 x 5
50	2"	289-1	25	5 x 3
65	2 1/2"	600-1	06	1 x 6
80	3"	800-1	05	1 x 5



Union

Size		Code	Qty	Pouch Pck.
mm	inch			
15	1/2"			
20	3/4"	85-5	150	25 x 6
25	1"	109-6	100	25 x 4
32	1 1/4"	149-3	70	10 x 7
40	1 1/2"	263-6	40	10 x 4
50	2"	489-6	20	4 x 6
65	2 1/2"	685	06	1 x 6
80	3"	903	04	1 x 4

CPVC Fittings

Ball Valve



Size		Code	Qty	Pouch Pck.
mm	inch			
15	1/2"	103	60	10 x 6
20	3/4"	180	36	12 x 3
25	1"	290-5	21	7 x 3
32	1 1/4"	398	12	6 x 2
40	1 1/2"	757	08	4 x 2
50	2"	1,334	03	1 x 3
65	2 1/2"	2,873	04	1 x 4
80	3"	4,310	04	1 x 4

Tee Brass




Size		Code	Qty	Pouch Pck.
mm	inch			
15	1/2"	70-4	150	25 x 6
20	3/4"	135-1	75	25 x 3
25	1"	255-5	45	15 x 3
32	1 1/4"	453	20	10 x 3

Tank Nipple



Size		Code	Qty	Pouch Pck.
mm	inch			
20	3/4"	66-1	125	25 x 5
25	1"	99-1	80	20 x 4
32	1 1/4"	154-5	50	10 x 5
40	1 1/2"	180-2	40	10 x 4

Nail Clamp



Size		Code	Qty	Pouch Pck.
mm	inch			
15	1/2"	3-9	1,000	
20	3/4"	4-7	600	
25	1"	7-7	400	
32	1 1/4"	9-8	250	
40	1 1/2"	12-9	150	

MTA Brass



Size		Code	Qty	Pouch Pck.
mm	inch			
15	1/2"	126-1	200	25 x 8
20	3/4"	153-5	150	25 x 6
25	1"	241-9	60	20 x 3
32	1 1/4"	546-4	45	15 x 3
40	1 1/2"	689-4	24	12 x 2
50	2"	1,279-2	12	6 x 2
65	2 1/2"	1,655	09	1 x 3
80	3"	2,130	05	1 x 3

Elbow Brass



Size		Code	Qty	Pouch Pck.
mm	inch			
15	1/2"	55-6	150	25 x 6
20	3/4"	113-6	75	25 x 3
25	1"	245	60	20 x 3
32	1 1/4"	390	30	10 x 3

Fabricated Step Over Bend



Size		Code	Qty
mm	inch		
20	3/4"	67-1	80
25	1"	121-6	50
32	1 1/4"	213-7	20
40	1 1/2"	306-9	15
50	2"	528-6	10

Step Over Bend



Size		Code	Qty
mm	inch		
20	3/4"	86-1	30
25	1"	147	30
32	1 1/4"	239	38

Fabricated Long Bend



Size		Code	Qty
mm	inch		
20	3/4"	48-3	100
25	1"	94-2	45
32	1 1/4"	145-1	30

FTA Brass



Size		Code	Qty	Pouch Pck.
mm	inch			
15	1/2"	93-3	150	25 x 6
20	3/4"	119-4	150	25 x 6
25	1"	262-2	75	25 x 3
32	1 1/4"	527-1	40	20 x 2
40	1 1/2"	633-4	24	12 x 2
50	2"	1,159-6	12	6 x 2
65	2 1/2"	1,280	07	7 x 1
80	3"	1,675	06	8 x 1

MTA Hexa Brass



Size		Code	Qty	Pouch Pck.
mm	inch			
25	1"	280	60	20 x 3
32	1 1/4"	631	30	15 x 2

Long Bend



Size		Code	Qty
mm	inch		
20	3/4"	46-5	75
25	1"	80-3	40

High Flow Elbow



Size		Code	Qty
mm	inch		
20	3/4"	45-3	100
25	1"	79-1	50

NRV



Size		Code	Qty
mm	inch		
20	3/4"	301	75
25	1"	482	40

Circuit Plug



Size		Code	Qty
mm	inch		
15	1/2"	14-5	200

High Flow Step Over Bend



Code		Qty
mm	inch	
81-5	50	
142-3	30	

Slip Elbow



Code		Qty
mm	inch	
17-3	200	
33-6	100	

Reducer Elbow Brass



mm	inch	Code	Qty	Pouch Pck.
20 x 15	3/4" x 1/2"	64-5	100	25 x 4
25 x 15	1" x 3/4"	105-6	75	25 x 3
25 x 20	1" x 3/4"	136	75	25 x 3

MTA Brass Elbow



mm	inch	Code	Qty	Pouch Pck.
20 x 15	3/4" x 1/2"	96-3	100	25 x 4
25 x 15	1" x 3/4"	103-2	75	25 x 3

Reducer Tee Brass



mm	inch	Code	Qty	Pouch Pck.
20 x 15	3/4" x 1/2"	71-7	75	25 x 3
25 x 15	1" x 3/4"	108-5	50	25 x 3
25 x 20	1" x 3/4"	130	50	25 x 3

Reducer MTA Brass



mm	inch	Code	Qty	Pouch Pck.
20 x 15	3/4" x 1/2"	102-2	200	25 x 8
25 x 15	1" x 3/4"	116-5	150	25 x 6
25 x 20	1" x 3/4"	144-4	100	25 x 4

Reducer FTA Brass



mm	inch	Code	Qty	Pouch Pck.
20 x 15	3/4" x 1/2"	72-8	200	25 x 8
25 x 15	1" x 3/4"	87-7	125	25 x 5
25 x 20	1" x 3/4"	106-4	100	25 x 4

Reducer MTA Hex Brass



mm	inch	Code	Qty	Pouch Pck.
20 x 15	3/4" x 1/2"	124	150	25 x 6

Reducer Elbow



mm	inch	Code	Qty	Pouch Pck.
20 x 15	3/4" x 1/2"	19-2	400	20 x 8
25 x 15	1" x 3/4"	30	200	25 x 8
25 x 20	1" x 3/4"	34-8	175	25 x 7

Reducer Bush



Size

mm	inch	Code	Qty	Pouch Pck.
20 x 15	3/4" x 1/2"	8-9	800	100 x 8
25 x 15	1" x 1/2"	20-3	250	50x5
25 x 20	1" x 3/4"	14-3	250	50x5
32 x 15	1 1/4" x 1/2"	38-3	150	25x5
32 x 20	1 1/4" x 3/4"	27-9	150	25x5
32 x 25	1 1/4" x 1"	23-7	150	25x5
40 x 15	1 1/2" x 1/2"	57	200	25x5
40 x 20	1 1/2" x 3/4"	44-1	200	25x5
40 x 25	1 1/2" x 1"	43-4	200	25x5
40 x 32	1 1/2" x 1 1/4"	30-4	200	25x5
50 x 15	2" x 1/2"	85-3	100	25x5
50 x 20	2" x 3/4"	85-2	100	25x5
50 x 25	2" x 1"	86-6	100	25x5
50 x 32	2" x 1 1/4"	81-7	100	25x5
50 x 40	2" x 1 1/2"	79-2	100	25x5
65 x 25	2 1/2" x 1"	231-6	20	10x2
65 x 32	2 1/2" x 1 1/4"	234-5	20	10x2
65 x 40	2 1/2" x 1 1/2"	236-4	20	10x2
65 x 50	2 1/2" x 2"	196-8	20	10x2
80 x 25	3" x 1"	320	12	6x2
80 x 32	3" x 1 1/4"	318-4	12	6x2
80 x 40	3" x 1 1/2"	327	12	6x2
80 x 50	3" x 2"	306-5	12	6x2
80 x 65	3" x 2 1/2"	236	12	6x2

Reducer



Size

mm	inch	Code	Qty	Pouch Pck.
20 x 15	3/4" x 1/2"	10-1	300	75x4
25 x 15	1" x 1/2"	17-1	300	35x10
25 x 20	1" x 3/4"	21	250	35x10
32 x 15	1 1/4" x 1/2"	22-4	225	25x5
32 x 20	1 1/4" x 3/4"	24-1	200	25x5
32 x 25	1 1/4" x 1"	29	150	25x5
40 x 15	1 1/2" x 1/2"	41	125	25x5
40 x 20	1 1/2" x 3/4"	42	130	10x10
40 x 25	1 1/2" x 1"	45-1	100	25x4
40 x 32	1 1/2" x 1 1/4"	54-1	100	25x4
50 x 15	2" x 1/2"	78	80	Loose
50 x 20	2" x 3/4"	80-1	80	Loose
50 x 25	2" x 1"	83	60	Loose
50 x 32	2" x 1 1/4"	91	50	Loose
50 x 40	2" x 1 1/2"	98	80	Loose

Reducer Tee



Size

mm	inch	Code	Qty	Pouch Pck.
20 x 15	3/4" x 1/2"	28-6	200	25x5
25 x 20	1" x 3/4"	66-9	125	25x5
32 x 15	1 1/4" x 1/2"	81-6	80	25x4
32 x 20	1 1/4" x 3/4"	82-8	80	25x4
32 x 25	1 1/4" x 1"	86-4	75	Loose
40 x 15	1 1/2" x 1/2"	132	60	Loose
40 x 20	1 1/2" x 3/4"	135-6	60	Loose
40 x 25	1 1/2" x 1"	139-2	55	Loose
40 x 32	1 1/2" x 1 1/4"	150-3	50	Loose
50 x 15	2" x 1/2"	220	35	Loose
50 x 20	2" x 3/4"	222-1	32	Loose
50 x 25	2" x 1"	222	26	Loose
50 x 32	2" x 1 1/4"	234	30	Loose
50 x 40	2" x 1 1/2"	248-4	26	Loose

Reducer MTA



mm	inch	Code	Qty	Pouch Pck.
20 x 15	3/4" x 1/2"	18	400	25x18

Convertible Bush



mm	inch	Code	Qty
20	3/4"	12	40
25	1"	17-4	25
32	1 1/4"		

Cross Tee



Code	Qty
53-4	150
89-5	75
111-4	40

Tank Adaptor 3in1



mm	inch	Code	Qty
25	1"	118-8	40
32	1 1/4"	184-1	25
40	1 1/2"	240	20

Tank Adaptor 2 in 1 Long



mm	inch	Code	Qty
25	1"	95-1	40
32	1 1/4"	158-2	25
40	1 1/2"	201-1	25

CPVC Concealed Valve Full Turn & Quarter Turn



Type

Short Body

Long Body

Size	mm	Code	Qty	Size	mm	Code	Qty
Short Body	20	949	24	Short Body	20	951	24
Short Body	25	1,263	15	Short Body	25	1,265	15
Long Body	20	1,024	24	Long Body	20	1,026	24
Long Body	25	1,282	15	Long Body	25	1,285	15

CPVC Wall Mixer 3in1 Mixer Adaptor (Top & Side)



Frame

Size	mm	inch	Code	Qty
20 x 15	6"			
Fitting Size	3/4" x 1/2"		290-2	10
20 x 15	7"			
Fitting Size	1/2" x 1/2"		310-5	12
Frame	6"			
20 x 15	3/4" x 1/2"		80-4	36
Fitting Size	7"			
20 x 15	1/2" x 1/2"		84-9	45

Upvc Pipes



Length Size		3m			6m		
		Code SCH - 40	Code SCH - 80	Qty Bundle	Code SCH - 40	Code SCH - 80	Qty Bundle
mm	inch						
15	1/2"	279	353	50	555	706	30
20	3/4"	352	461	35	698	926	25
25	1"	536	654	25	1,081	1,304	15
32	1 1/4"	764	941	15	1,526	1,890	12
40	1 1/2"	923	1,140	10	1,844	2,288	10
50	2"	1,173	1,553	08	2,342	3,104	06
65	2 1/2"	1,971	2,610	05	3,940	5,200	04
80	3"	2,548	3,359	04	5,006	6,716	03 04
100	4"	3,740		02	7,480		02
15	1/2"	306	374	50	604	714	30
20	3/4"	367	481	35	712	933	25
25	1"	548	668	25	1,089	1,321	15
32	1 1/4"	777	968	15	1,542	1,904	12
40	1 1/2"	942	1,172	10	1,864	2,312	10
50	2"	1,292	1,588	08	2,560	3,140	06
65	2 1/2"	2,001	2,641	05	4,000	5,280	04

Upvc Pipes Threaded



UPVC Fittings



Elbow

Size mm	inch	Code	Qty	Pouch Pk.
15	1/2"	14-4	250	25x10
20	3/4"	20-7	150	25x6
25	1"	34-6	75	25x3
32	1 1/4"	59-6	50	15x5
40	1 1/2"	70-9	30	15x3
50	2"	118-5	22	10x6
65	2 1/2"	162-5	12	4x3
80	3"	236-6	08	2x4



Tee

Size mm	inch	Code	Qty	Pouch Pk.
15	1/2"	21-4	150	25x6
20	3/4"	27-5	100	25x3
25	1"	46-3	60	15x4
32	1 1/4"	70-6	30	15x3
40	1 1/2"	94-1	24	6x4
50	2"	168-6	16	4x4
65	2 1/2"	216	08	2x4
80	3"	319-7	05	1x5



Coupler

Size mm	inch	Code	Qty	Pouch Pk.
15	1/2"	10-6	250	25x10
20	3/4"	15	150	25x6
25	1"	26-4	125	25x3
32	1 1/4"	35-2	60	15x4
40	1 1/2"	47-3	45	15x3
50	2"	74-1	40	10x4
65	2 1/2"	97-5	10	2x5
80	3"	133-5	06	1x6



MTA

Size mm	inch	Code	Qty	Pouch Pk.
15	1/2"	7-6	350	25x14
20	3/4"	11	250	25x6
25	1"	18-2	150	25x6
32	1 1/4"	30-2	100	25x4
40	1 1/2"	41-1	75	15x5
50	2"	55-5	40	10x4
65	2 1/2"	84-5	10	2x5
80	3"	118-6	10	2x5



FTA

Size mm	inch	Code	Qty	Pouch Pk.
15	1/2"	11-2	300	25x12
20	3/4"	16	150	25x6
25	1"	24-5	125	25x5
32	1 1/4"	36-4	80	20x4
40	1 1/2"	45	45	15x3
50	2"	65-1	40	10x4
65	2 1/2"	87-6	08	2x4
80	3"	138-6	06	1x4



Shoe Bend 45°

Size mm	inch	Code	Qty	Pouch Pk.
15	1/2"	15-6	250	25x10
20	3/4"	24	150	25x6
25	1"	36	100	25x4
32	1 1/4"	50-8	60	15x4
40	1 1/2"	66-2	45	6x4
50	2"	93-6	25	10x6
65	2 1/2"	139	08	2x4
80	3"	190-6	05	1x5



Size		Code	Qty	Pouch Pck.
mm	inch			
15	1/2"	9-1	500	25x20
20	3/4"	11-4	300	25x12
25	1"	16-9	150	25x6
32	1 1/4"	26-2	125	25x6
40	1 1/2"	31-7	100	25x4
50	2"	48	60	15x4
65	2 1/2"	69-5	20	4x3
80	3"	101-5	12	4x3



Size		Code	Qty	Pouch Pck.
mm	inch			
15	1/2"	42-6	125	25x3
20	3/4"	61	75	25x3
25	1"	80	60	15x4
32	1 1/4"	114-2	40	16x4
40	1 1/2"	158-1	30	16x3
50	2"	184-2	20	16x3
65	2 1/2"	399-2	06	1x6
80	3"	532	04	1x4



Size		Code	Qty	Pouch Pck.
mm	inch			
15	1/2"	36-2	175	25x7
20	3/4"	43-9	125	25x4
25	1"	53-2	80	20x4
32	1 1/4"	85	60	16x4
40	1 1/2"	106-5	40	16x4
50	2"	158-5	35	7x5
65	2 1/2"	365-1	06	1x6
80	3"	510-1	05	1x5



Size		Code	Qty
mm	inch		
15	1/2"	102-3	50
20	3/4"	139-9	30
25	1"	214-8	24
32	1 1/4"	328-8	12
40	1 1/2"	451-5	08
50	2"	701-3	03
65	2 1/2"	1,688	04
80	3"	2,470	04



Size		Code	Qty	Pouch Pck.
mm	inch			
15	1/2"	127-1	200	25x8
20	3/4"	148-9	150	25x6
25	1"	264-7	75	15x5
32	1 1/4"	410-5	80	20x4
40	1 1/2"	607-4	40	16x4
50	2"	1,055-1	12	6x3
65	2 1/2"	1,468	09	1x3
80	3"	1,860	05	1x5



Size		Code	Qty	Pouch Pck.
mm	inch			
15	1/2"	73-1	250	25x10
20	3/4"	115-6	150	20x6
25	1"	186-1	60	15x4
32	1 1/4"	275	60	16x4
40	1 1/2"	499-9	45	15x3
50	2"	668-3	12	6x3
65	2 1/2"	1,112	07	1x7
80	3"	1,430	06	1x6



Size		Code	Qty	Pouch Pck.
mm	inch			
15	1/2"	90	150	25x6
20	3/4"	135-8	75	25x3
25	1"	260	45	15x3



Size		Code	Qty	Pouch Pck.
mm	inch			
15	1/2"	80-5	150	25x6
20	3/4"	117-9	125	25x5
25	1"	224-2	75	15x5



Size		Code	Qty
mm	inch		
15	1/2"	114-5	60
20	3/4"	145-6	30
25	1"	218	18
32	1 1/4"	476	12
40	1 1/2"	729	08
50	2"	1,393	03



Size		Code	Qty	Pouch Pck.
mm	inch			
15	1/2"	46-4	160	25x8
20	3/4"	54-8	125	25x5
25	1"	65-2	80	20x4
32	1 1/4"	82-4	50	25x2
40	1 1/2"	98-6	40	16x4



Size		Code	Qty	Pouch Pck.
mm	inch			
20 x 15	3/4" x 1/2"	83-9	125	25x5
25 x 15	1" x 1/2"	103-6	100	25x4
25 x 20	1" x 3/4"	150-2	80	20x4



Size		Code	Qty	Pouch Pck.
mm	inch			
20 x 15	3/4" x 1/2"	124-7	150	25 x 6
25 x 15	1" x 1/2"	125-3	150	25 x 6



Size		Code	Qty
mm	inch		
25	1"	71-6	40
32	1 1/4"	113-1	25
40	1 1/2"	139-1	25



Size		Code	Qty	Pouch Pck.
mm	inch			
20 x 15	3/4" x 1/2"	102-1	100	25 x 4
25 x 15	1" x 1/2"	111-3	60	15 x 4
25 x 20	1" x 3/4"	154-6	60	15 x 4



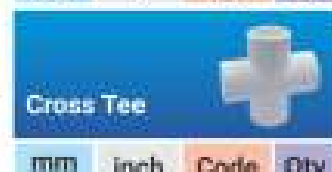
Size		Code	Qty	Pouch Pck.
mm	inch			
20 x 15	3/4" x 1/2"	78-8	175	25 x 7
25 x 15	1" x 1/2"	79-3	150	25 x 6



Size		Code	Qty
mm	inch		
25	3/4"	185	75
32	1"	308	40



Size		Code	Qty
mm	inch		
15	1/2"	10	300
20	3/4"	13	200
25	1"	25-2	120
32	1 1/4"	30-1	80
40	1 1/2"	42-9	60
50	2"	75	30



Size		Code	Qty
mm	inch		
15	1/2"	33-2	125
20	3/4"	42-3	75
25	1"	66	45
32	1 1/4"	92	28

Reducer Bush



mm	inch	Code	Qty	Pouch Pck.
20 x 15	3/4"x1/2"	8-8	450	25x18
25 x 15	1"x3/4"	13-1	300	25x12
25 x 20	1"x3/4"	10-4	250	25x18
32 x 25	1 1/4"x1"	18-1	150	25x6
40 x 15	1 1/2"x3/4"	33-9	150	25x6
40 x 20	1 1/2"x3/4"	31-8	150	25x6
40 x 25	1 1/2"x1"	30-6	150	25x6
40 x 32	1 1/2"x1 1/4"	16-8	150	25x6
50 x 15	2"x3/4"	57-6	85	Loose
50 x 20	2"x3/4"	60	80	25x4
50 x 25	2"x1"	63	80	25x4
50 x 32	2"x1 1/4"	48-1	80	25x4
50 x 40	2"x1 1/2"	42-4	75	15x6
65 x 20	2 1/2"x3/4"	90-5	20	10x2
65 x 25	2 1/2"x1"	93-5	20	10x2
65 x 32	2 1/2"x1 1/4"	92-5	20	10x2
65 x 40	2 1/2"x1 1/2"	79-5	20	10x2
65 x 50	2 1/2"x2"	59	20	10x2
80 x 25	3"x1"	122	12	6x2
80 x 32	3"x1 1/4"	126	12	6x2
80 x 40	3"x1 1/2"	125-5	12	6x2
80 x 50	3"x2"	117	12	6x2
80 x 65	3"x2 1/2"	91-5	12	6x2

Reducer



mm	inch	Code	Qty	Pouch Pck.
20 x 15	3/4"x3/4"	15-2	200	25x4
25 x 15	1"x3/4"	27	120	25x4
25 x 20	1"x3/4"	23-5	125	25x4
32 x 15	1 1/4"x3/4"	29-1	100	25x4
32 x 20	1 1/4"x3/4"	32-3	75	25x4
32 x 25	1 1/4"x1"	34-3	75	25x4
40 x 15	1 1/2"x3/4"	34-4	75	25x4
40 x 20	1 1/2"x3/4"	37-4	75	25x4
40 x 25	1 1/2"x1"	42-1	60	15x4
40 x 32	1 1/2"x1 1/4"	44-7	45	15x4
50 x 15	2"x3/4"	51-5	45	15x4
50 x 20	2"x3/4"	53-5	45	15x4
50 x 25	2"x1"	62-6	60	12x4
50 x 32	2"x1 1/4"	66-6	60	12x4
50 x 40	2"x1 1/2"	69-7	60	12x4

Reducer Tee



mm	inch	Code	Qty	Pouch Pck.
20x15	3/4"x3/4"	27-2	100	25x4
25x15	1"x3/4"	46	60	15x4
25x20	1"x3/4"	46-2	60	15x4
32x15	1 1/4"x3/4"	67-6	52	Loose
32x20	1 1/4"x3/4"	70-2	50	10x6
32x25	1 1/4"x1"	72-9	40	10x4
40x15	1 1/2"x3/4"	87-4	30	6x5
40x20	1 1/2"x3/4"	89	30	Loose
40x25	1 1/2"x1"	93-7	30	6x5
40x32	1 1/2"x1 1/4"	96-8	25	5x5
50x15	2"x3/4"	136-9	18	3x6
50x20	2"x3/4"	137-3	18	3x6
50x25	2"x1"	142-5	18	3x6
50x32	2"x1 1/4"	145-7	16	4x4
50x40	2"x1 1/2"	149-2	16	4x4

Concealed Valve Full Turn



Type	Short Body		
mm	inch	Code	Qty
15	1/2"	1,055	24
Long Body			
15	1/2"	1,195	24

Concealed Valve Quarter Turn



Type	Short Body		
mm	inch	Code	Qty
15	1/2"	1,057	24
Long Body			
15	1/2"	1,197	24

Reducer Elbow

mm	inch	Code	Qty	Pouch Pck.
20 x 15	3/4"x3/4"	20-8	150	25x6
25 x 15	1"x3/4"	33-8	100	25x4
25 x 20	1"x3/4"	35-4	100	25x4

Fabricated Step Over Bend

mm	inch	Code	Qty
15	1/2"	50-1	80
20	3/4"	74-2	60
25	1"	104-8	40
32	1 1/4"	205-8	20
40	1 1/2"	221-5	15
50	2"	316-7	10

High Flow Step Over Bend

mm	inch	Code	Qty
15	1/2"	67	40
20	3/4"	95-2	24
25	1"	150-1	16

Nail Clamp

mm	inch	Code	Qty
15	1/2"	4-6	600
20	3/4"	6-9	400
25	1"	9	200
32	1 1/4"	12-1	150
40	1 1/2"	17-7	100

Tank Adaptor 3in1 (long)

mm	inch	Code	Qty
25	1"	98-5	40
32	1 1/4"	144-1	25
40	1 1/2"	177-1	20

Step Over Bend

mm	inch	Code	Qty
15	1/2"	53-1	80
20	3/4"	75-1	50
25	1"	108-1	35

High Flow Elbow

mm	inch	Code	Qty
15	1/2"	39-5	75
20	3/4"	52-9	50
25	1"	79-4	30

Threaded Elbow

mm	inch	Code	Qty
15	1/2"	19-3	275

Long Bend


mm	inch	Code	Qty
15	1/2"	27-4	125
20	3/4"	33-7	80
25	1"	57-5	40

Slip Elbow

mm	inch	Code	Qty
15	1/2"	14-2	300
20	3/4"	22-6	200
25	1"	37-8	125

Circuit Plug

mm	inch	Code	Qty
15	1/2"	11-3	500



YouTube All Plumbing Video

ASTM

SWR Pipes IS - 13592

Length 3m Collapsible

Code	Code	Code	Code
------	------	------	------

Size mm	75	90	110	160
Inch	2.5	3	4	6

Commercial	546		950	1,856
Type - A ISI	689	948	1,222	2,689
Foam Core Pipe Type - A	650		1,176	
Type - B ISI	1,276	1,566	1,892	3,300

3m Selfit

Commercial	542		937	1,836
Type - A ISI	682	939	1,211	2,664
Foam Core Pipe Type - A	640		1,167	
Type - B ISI	1,261	1,549	1,873	3,277

6m Selfit

Type - A	1,384	1,876	2,420	5,366
Type - B ISI	2,523	3,096	3,744	6,552

SWR Double Socket Type 'A'

length in ft			
2	194		337
3	281		456
4	348		592
6	497		852
10	728		1,306

3 Layer Foam Core Pipe SN - 4 Pipe (selfit)

Code	Code	Code	Code
------	------	------	------

length in m	Size mm	110	160	200	250
	Inch	4	6	8	10

3m		1,256	3,050		
6m		2,502	6,100	9,732	14,552

Eco-drainage Pipe SN - 2 Pipe (selfit)



3m			2,704		
6m			5,394		

Eco-Drainage Pipe SN - 4 Pipe ('O' Ring)

3m			1,267		
6m					

Eco-Drainage Pipe SN - 2 Pipe ('O' Ring)

3m			2,724		
6m			5,448		



SWR Fittings IS - 14735

mm	Code	Qty	mm	Code	Qty	mm	Code	Qty
75	93-8	72	75	111-5	60	75	130-7	46
90	125-1	42	90	147-2	35	90	206	26
110	190-2	26	110	236-3	21	110	269-2	16
160	448	08	160	486-1	08	160	700-5	05

mm	Code	Qty	mm	Code	Qty	mm	Code	Qty
75	155-2	34	75	87	80	75	78-5	116
90	236-1	24	90	109-7	48	90	96-2	72
110	309-4	14	110	156-5	30	110	137-5	45
160	765	05	160	383	10	160	305	16

mm	Code	Qty	mm	Code	Qty	mm	Code	Qty
63	14	150	75	148-5	36	75	173	32
75	21-2	81	90	238	22	90	265-1	18
90	30-3	300	110	311-9	14	110	302-8	11
110	34-9	228	160	860-3	04	110	370-6	12
160	103-1	54				160	899	04

mm	Code	Qty	mm	Code	Qty	mm	Code	Qty	mm	Code	Qty
160	457	08	160	515-3	08	160	735-6	05	160	788	05
160	317-2	16	160	664-6	05	160	715-6	05	160	408-1	10
160	464-2	08	160	259-7	16	160	402-2	10	160	364-4	10

mm	Code	Qty	mm	Code	Qty	mm	Code	Qty	mm	Code	Qty
75	18-7	400	110	512-1	10	75	186	24	75	20-5	100
90	24-2	300	110	560	10	110	366	08	110	37-1	60
110	28-9	220	110	311-9	14	110	227-1	17	110	64-2	120
160	860-3	04	110	385-6	08	75	124-1	34	75	35	60
75	157-8	30	75	183-4	28	110	258-4	15	110	255-1	22
110	304	12	110	147-3	21	75	105-5	60	110	370	10
75	239-4	20	110	370	10	110	183	21			
110	501	06				75	84	60			

Reducing Tee Collap. ISI



mm	Code	Qty
110 x 75	243-1	19
160 x 75	572	07
160 x 110	606	06

Reducing Door Tee Collap. ISI



mm	Code	Qty
110 x 75	286-1	15
160 x 75	598	06
160 x 110	615	06

Nanhi Trap without Jali



mm	Code	Qty
110 x 63	167	45
110 x 75	142-1	45
110 x 90	172-1	36
110 x 110	191-7	30

Nanhi Trap without Jali ISI



mm	Code	Qty
110 x 75	165-2	45

Nanhi Trap with Jali



mm	Code	Qty
110 x 63	189-4	45
110 x 75	165-1	45
110 x 90	192-2	36
110 x 110	212	30

Nanhi Trap with Jali ISI



mm	Code	Qty
110 x 75	188-5	45

Nanhi Trap Jali




mm	Code	Qty
110	32	50

Multi Floor Trap Without Jali



mm	Code	Qty
110x75x50	247	24

Multi Floor Trap With Jali



mm	Code	Qty
110x75x50	299-8	24

Reducer WYE Collap.



mm	Code	Qty
110x75	274	16

Reducer WYE ISI



mm	Code	Qty
110 x 75	290-3	17
160 x 110	705	05

Reducer Door WYE with Door Cap Collap.



mm	Code	Qty
110x75	320-1	16
110x75	330-5	16
160x110	746	05

Reducing Tee Collap.



mm	Code	Qty
110 x 75	191-5	20

Reducer Collap. (Heavy)



mm	Code	Qty
110x75	95	80
160x110	247-8	27

P Trap Long



mm	Code	Qty
110 x 110	465	10
125 x 110	479-1	10

P Trap Short



mm	Code	Qty
110 x 110	355-1	13
125 x 110	387	12

P Trap Flat (Low Height) with Shoe Bend



mm	Code	Qty
110 x 110	320-2	16
125 x 110	330	14

Bm Trap



mm	Code	Qty
110 x 75	363	12

SWR Selfit Fittings

Plain Bend 87.5° ISI



mm	Code	Qty
75	79-7	84
90	123-4	44
110	152-1	28
160	400-1	10

Bend with Door 87.5° ISI



mm	Code	Qty
75	98-1	62
90	139-6	40
110	180-4	24
160	442-1	08

Tee "T" Plain ISI



mm	Code	Qty
75	114	52
90	183-3	32
110	205	23
160	639	05

Cleaning Pipe with Door ISI



mm	Code	Qty
75	108-2	64
110	245-1	22

Tee "T" with Door ISI



mm	Code	Qty
75	140-1	44
90	197-3	22
110	255	20
160	688	05

Shoe Bend 45° ISI



mm	Code	Qty
75	68	91
90	104	48
110	123-8	36
160	347	10

Coupler ISI



mm	Code	Qty
75	65	120
90	76-5	84
110	119	45
160	247-3	16

Single "Y"



mm	Code	Qty
75	147-1	40
90	215-1	22
110	260-1	16

Plain Bend 87.5° Comm.



mm	Code	Qty
75	64-3	84
110	127	28

Bend with Door 87.5° Comm.




mm	Code	Qty
75	84-1	62
110	169	26

Reducer Heavy



mm	Code	Qty
110x75	96-1	80
160x110	232-8	27

Tee "T" Plain Comm.



mm	Code	Qty
75	91-1	54
110	164-1	23

IS - 14735

Tee "T" with Door Comm.



mm	Code	Qty
75	118	44
110	209-1	20

Double Tee "T"



mm	Code	Qty
75	144-2	32
110	249-6	12

Double Tee "T" with Door



mm	Code	Qty
75	155-1	24
110	296	10

Single "Y" with Door



mm	Code	Qty
75	143-7	40
90	243	20
110	290	12

Reducing Tee ISI



mm	Code	Qty
110x75	230-5	20
160x75	541	08
160x110	565	06

Reducing Door Tee with Door ISI



mm	Code	Qty
110x75	290-1	16
160x75	561	06
160x110	577	06

Inspection Chamber (Special Discount Applicable)

Round Cover (Black)



mm	Code	Qty
315	1,058	02

Square Cover (Black)



mm	Code	Qty
315x315	925	02


Inspection Chamber 6 Way (Orange)



mm	Code	Qty
315X110	1,061	2



mm	Code	Qty
315X110	890	2



mm	Code	Qty
315X110	766	2



mm	Code	Qty
315X110	833	2



mm	Code	Qty
315X110	841	2




mm	Code	Qty
315X110	851	2



mm	Code	Qty
315X110	652	02



mm	Code	Qty
315X110	771	02



mm	Code	Qty
110	33-4	20

Pressure & Agriculture (PVCr) - 6m Length

IS : 4985



Size		Code commercial			Code ISI - 6 kg Class - 3			Code ISI - 8 kg Class - 4			Code ISI - 10 kg Class - 5			Code ISI - Plumbing Class - 5	
mm	inch	Plain 3m	3m	6m	Plain 3m	3m	6m	Plain 3m	3m	6m	Plain 3m	3m	6m	3m	6m
20	1/2"										110-6	113-5	227	252	505
25	3/4"							159-5	162-6	317	181	187	358	335	669
32	1"							230	233	455	302	307	602	504	1,008
40	1 1/4"	198	211	415	295	300	596						1,021	699	1,368
50	1 1/2"	279-5	282	558	443	454	884						1,454	909	1,764
63	2"			740											
75	2.5"			1,032											

For Slotted Pvcr Pipes ₹ 250 Extra Charges Applicable Per Pipe

Size		Code ISI - 2.5 kg Class - 1	Code ISI - 4 kg Class - 2	Code ISI - 6 kg Class - 3	Code ISI - 8 kg Class - 4	Code ISI - 10 kg Class - 5	Code (4 kg) Grey Casing Commercial	Code (6 kg) Grey Casing Commercial
63	2"		960	1,400	1,790	2,172		
75	2.5"		1,333	1,912		3,060		
90	3"	1,288	1,910	2,706	3,630	4,380	1,620	2,374
110	4"	1,880	2,776	4,008	5,340	6,514	2,340	3,420
125	4.5"			5,152	7,000	8,500		
140	5"	2,948	4,570	6,624	8,470	10,488	3,816	5,400
160	6"	3,864	6,040	8,651		13,690	5,040	7,040
180	7"	4,944	7,544	11,040		17,560	6,660	8,648
200	8"	6,032	9,532	13,840		21,712		
225	9"		11,776	17,300				
250	10"		14,352	20,240				

Electric Conduit Pipe ISI - 3m IS : 9537

Size	Code LMS	Code MMS-3m	Code HMS-3m	Qty
20 1/2"	117-1	139-3		70
25 3/4"	149-1	180-3	228	50
32 1"	237			30

Vishal Electric Conduit Pipe - 3m

mm	inch	Code LMS	Qty
20	1/2"		
25	3/4"	121-1	50
32	1"		

Air Duct Gasing Pipe

mm	Code
90 x 4kg	1,293
110 x 4kg	1,885

Electric Conduit Long Bend

mm	Code	Qty
20	11-7	150
25	19-1	75
20		
25	9-5	125
20		
25	7-5	150
20		
25	12-4	80

Deep 4 Way Box

mm	Code	Qty
20	53-9	32
25	57-7	32

4 Way Box

mm	Code	Qty
20	39-8	60
25	43-3	50

3 Way Box Deep

mm	Code	Qty
20	49-9	40
25	54-6	36

3 Way Box

mm	Code	Qty
20	36-9	80
25	40-3	60

2 Way Angle Deep Box

mm	Code	Qty
20	49-8	40
25	51-6	40

2 Way Angle Box IS : 3419

mm	Code	Qty
20	35-7	80
25	36-3	60

2 Way Straight Deep Box

mm	Code	Qty
20	50	40
25	51-2	40

2 Way Straight Box

mm	Code	Qty
20	35-5	80
25	35-3	60

1 Way Deep Box

mm	Code	Qty
20	46-8	50
25	49-5	50

1 Way Box

mm	Code	Qty
20	35-1	90
25	35-8	75

Round Junction Lid Box

mm	Code	Qty
	5-9	500

Plasto HDPE SDR ISI Pipe

PE - 63

Code Per Roll

PE - 80

IS 4984

Size				Code					Size				Code				
mm	OD inch	PN	SDR	100m	200m	300m	500m	1000m	mm	OD inch	PN	SDR	100m	200m	300m	500m	1000m
25	1 1/4	8	11			9,575	15,957		20	1 1/2	12.5	9			7,880	13,130	
32	1	6	13.6			13,050	21,700	43,400	25	1 1/4	10	11			9,920	16,530	
40	1.25	4	21			13,360	22,262		32	1	8	13.6			13,400	22,200	44,400
50	1.50	4	21			20,882	34,870		32	1	10	11			15,750	26,200	52,400
63	2	4	21	11,722	23,444	35,263			32	1	6	17			11,500	19,200	38,400
75	2.5	4	21		33,890				40	1.25	6	17			16,930	28,200	56,400
75	2.5	6	13.6		45,310				40	1.25	8	13.6			20,400	34,400	
40 ID	1.25	4				19,995	33,320		40	1.25	10	11			24,900	41,500	
50 ID	2	4		9,660	19,300				40	1.25	12.5	09			30,400		
63 ID	2.5	4			29,200				50	1.50	6	17		17,520	26,280	43,800	
75 ID	3	4							50	1-50	8	13.6			31,700	52,800	
PE - 100				50m	100m	200m	300m	500m	50	1-50	10	11			37,000	61,800	
20	1 1/2	12.5	11				7,155		63	2	6	17	13,500	27,000	40,500		
25	1 1/4	12.5	11				10,476		63	2	8	13.6		33,600	50,450		
32	1	12.5	11				17,148		75	2.5	6	17	19,500	39,000			
32	1	10	13.6				14,350	23,883	75	2.5	8	13.6		47,600			
40	1.25	12.5	11				26,486	37,800	90	3	6	17	27,600				
40	1.25	10	13.6				22,680	34,020	110	4	6	17	41,000				
50	1.50	10	13.6				34,020		50 ID	2	6			20,000	30,000		
50	1.50	12.5	11			22,682	41,062		63 ID	2.5	6		16,000	32,000			
63	2	12.5	11			43,337			75 ID	3	6		18,800				
63	2	10	13.6		18,060	36,120	54,180										
63	2	6	21		11,890	23,780	35,670										
75	2.5	12.5	11		30,340	60,516											
75	2.5	10	13.6		25,410	50,820	76,230										
75	2.5	6	21		16,402	32,804											
75	2.5	8	17		20,500	41,100											
90	3	12.5	11	14,351	43,829												
90	3	8	17		28,700	57,400											
90	3	10	13.6	11,685	34,850												
90	3	6	21	17,510	23,370	46,740											
110	4	6	21		35,020												
110	4	8	17		42,845												
110	4	10	13.6		51,660												
110	4	12.5	11		64,985												

PE - 100 - 6 m

	SDR-33 PN-4	SDR-21 PN-6	SDR-17 PN-8	SDR-13.6 PN-10	SDR-11 PN-12.5
90		1,440		2,091	
110		2,101		3,175	
125	1,760	2,670	3,230	3,945	4,940
140	2,210	3,330	4,055	4,920	6,000
160	2,860	4,350	5,285	6,430	8,080
180	3,592	5,450	6,620	8,130	10,200
200	4,420	6,740	8,160	9,980	12,600
225	5,600	8,520	10,330	12,650	16,010
250	6,840	10,490	12,670	15,570	19,664

PLASTO HDPE PIPE DN - 20mm to 250mm
PN - 4 to 20
PLASTO HDPE PIPE DN - 20mm to 250mm
PN - 4 to 20



HDPE Pipe in use Standard Depth

kg	Depth in (m)
4 kg	60 m
6 kg	90 m
8 kg	120 m
10 kg	150 m

Agri Elbow PN-10-ISI



mm	Code	Qty
20	10-2	300
25	15-1	200
32	22	125

Agri MTA PN-10



mm	Code	Qty
20	6-1	300
25	9-2	200
32	12-8	200

Agri Elbow PN-6-ISI



mm	Code	Qty
40	32-2	80
50	45-2	40
63	71-5	120
75	104-5	75
90	160	48
110	222-5	26

Agri Elbow PN-4 ISI



mm	Code	Qty
63	64-1	120
75	85-1	75
90	116-1	48
110	177	26
140	314-1	14
160	636	08
180	906	06
200	1,204	04

Agri Elbow Light



mm	Code	Qty
40	17-5	400
50	28-5	250
63	38-6	120
75	46-1	80
90	66-8	60
110	105	30
160	310-2	11

Pipe Coupler Long Fabricated (Agri 4 kg.)



mm	Code	Qty
63	30-5	150
75	42-7	80
90	62-1	50
110	99-2	30
140	162-1	17
160	230-1	11
180	336	08
200	484	07

Agri Tee PN-10-ISI



mm	Code	Qty
20	13-2	250
25	19	150
32	29-2	80

Agri FTA PN-10



mm	Code	Qty
20	9-3	250
25	10-8	250
32	15-3	200

Agri Tee PN-6-ISI



mm	Code	Qty
40	43-7	40
50	60-7	24
63	93	82
75	138-5	51
90	202-5	36
110	319-5	18

Tee PN - 4 ISI



mm	Code	Qty
63	85-4	81
75	110-1	51
90	155-3	36
110	229-1	20
140	471	10
160	832	05
180	1,212	04

Agri Tee Light



mm	Code	Qty
40	22-5	300
50	32-5	150
63	43	80
75	57-1	50
90	90-1	30
110	150-4	15
160	399-1	08

Pipe Coupler Long Fabricated (Agri 6 kg.)



mm	Code	Qty
63	39	150
75	62-5	80
90	99	50
110	182-1	30
140	248	16

Agri Shoe Bend PN-10 ISI 45°



mm	Code	Qty
20	9-6	200
25	14-6	250
32	20-4	150

Agri Ball Valve PN-10



mm	Code	Qty
20	97	100
25	135	72
32	203-5	40
40	253	25
50	369-2	15
63	572-4	12
75	891-4	05

Agri Socket PN-6-ISI



mm	Code	Qty
40	15-7	400
50	23	300

Agri End Cap PN-4



mm	Code	Qty
40	11-5	200
50	14-8	150
63	22-3	80
75	26-3	200
90	49-3	120
110	68-2	80
140	149	48
160	166-1	34
180	289-2	24
200	466	15

Agri MTA



mm	Code	Qty
40	17	150
50	25	100
63	38	50
75	53-3	45
90	72	24
110	104-7	45

Agri FTA



mm	Code	Qty
40	18-5	100
50	31-4	96
63	47-4	48
75	58-6	27
90	88-3	14
110	138-2	35

Agri Socket PN-10-ISI



mm	Code	Qty
20	7-8	200
25	10-5	300
32	14-9	200

Agri Shoe Bend 45°



mm	Code	Qty
40	21-1	300
50	32-6	220
63	51	32

Tail Piece PN-6



mm	Code	Qty
63	31-5	60
75	42-2	40
90	67-2	20
110	111-2	12

Agri End Cap PN-10-ISI



mm	Code	Qty
20	5-7	400
25	7-1	300
32	10-9	150

Agri Threaded End Cap



mm	Code	Qty
63	32-8	200
75	40-2	150
90	51-7	125
110	82-5	75



Agriculture Pipes & Fittings
Faster installation
Leak-Proof Joints

Agri Tee Reducer



mm	Code	Qty
63 x 32	73	90
63 x 40	78-1	80
63 x 50	88	70
75 x 40	110-3	50
75 x 50	121-5	50
75 x 63	126-5	50
90 x 50	140-9	30
90 x 63	165-6	35
90 x 75	169-7	35
110 x 63	219-1	20
110 x 75	233-5	20
110 x 90	229-5	15

Agri Reducer Bush



mm	Code	Qty
63 x 32	40-8	75
63 x 40	42-5	75
63 x 50	43-2	75
75 x 40	59-4	50
75 x 50	60-6	50
75 x 63	58	50
90 x 50	84-6	30
90 x 63	87-8	30
90 x 75	94-8	30
110 x 63	139-8	20
110 x 75	141-5	20
110 x 90	157-5	20
140 x 75	282-6	09
140 x 90	279-6	09
140 x 110	289-5	09
160 x 90	405	06
160 x 110	407-5	06
160 x 140	397	06

Service Saddle



mm	Code	Qty
63 x 20	109-1	32
75 x 20	119-5	30
90 x 20	138-7	24
110 x 20	175-4	17
63 x 25	109-2	32
75 x 25	119-6	30
90 x 25	138-8	24
110 x 25	175-5	17
63 x 32	109-3	32
75 x 32	119-7	30
90 x 32	138-9	24
110 x 32	175-6	17
140 x 20	310-1	10
140 x 25	315-1	10
140 x 32	317-1	10
160 x 20	365-5	09
160 x 25	366-5	09
160 x 32	370-5	09

Agri Fitting Reducer



mm	Code	Qty
40 x 20	16-3	500
40 x 25	12-6	500
40 x 32	18-3	350
50 x 25	15-9	350
50 x 32	20-2	350
50 x 40	23-8	300
63 x 32	31-3	200
63 x 40	29-5	200
63 x 50	32-9	200
75 x 40	43-1	150
75 x 50	51-3	125
75 x 63	54-4	120
90 x 50	64-4	100
90 x 63	70-1	90
90 x 75	80-2	80
110 x 63	94-5	60
110 x 75	99-5	50
110 x 90	103-5	50
140 x 75	151-5	48
140 x 90	161-5	48
140 x 110	172-5	48
160 x 90	220-1	27
160 x 110	252-5	27
160 x 140	265	27

PVC Repair Pipe Coupler



mm	Std. Length	Code	Qty
63	415	110-5	25
75	425	162	25
90	440	238-5	15
110	470	325-5	10
160	640	885	03

Agri MTA Reducer



mm	Code	Qty
50 x 40	23-1	100
63 x 40	34-5	80
63 x 50	36-1	80
75 x 50	51-9	45
75 x 63	54-3	45
90 x 63	63-5	24
90 x 75	64	24
110 x 75	103-8	50
110 x 90	113-8	45

Agri FTA Reducer



mm	Code	Qty
50 x 40	27-8	96
63 x 50	41-2	72
75 x 63	58-1	45
90 x 75	84-3	24
110 x 90	122-4	40

Fabricated PVC Long Bend



mm	Code	Qty
63	74-5	40
75	111-1	25
90	168-5	15
110	267-1	08

Agri Threaded Elbow PN-4



mm	Code	Qty
110 x 90	142-2	32

Agri Threaded Elbow



mm	Code	Qty
75 x 75	106-6	78

Agri Threaded Tee



mm	Code	Qty
75 x 75	136-1	57
90 x 75	179-5	36



IS - 17425

C - Clamp L - Clamp



Item	6m Sprinkler Pipe C & L		
	mm	Code 2.5 kg	Code 3.2 kg
"C" Clamp	75	677	735
"L" Clamp	75	663	720
"C" Clamp	63		574
"L" Clamp	63		557
"C" Clamp	90	894	1,082

Sprinkler Set

Item	Size in m	Size mm	Code	Qty. of 1 Set
		75	735	30
Adopter		63	322-5	8
		75	401	8
Bend		63	163-9	1
		75	246	1
Tee		63	234-7	1
		75	376	1
PCN C-Long Type		63	245-6	1
		75	249	1
PC End Cap		63	38-1	2
		75	53	2
Nozzle Gun Metal (ISI) 1/4"		20	585	8
GI Riser Pipe 1/4"		20	190	8

Sprinkler Set - C - Clamp ISI Pipe

Item	kg	mm	Code	Qty.
	3.2		32,487	
	3.2	63	28,181	30

Sprinkler Set - L - Accessories

Item	mm	Code	Qty.
L Clamp	75	39-7	
Washer	75	13-6	
Converter (C To L)	75	115	
Converter (L To C)	75	192	

PVC (Agrl) Adhesive



Capacity in ml	Code	Cans/Tin
100	125	30 (Tin)
250	240-5	15 (Tin)
500	380	12 (Tin)
1L	690	06 (Can)
5L	2,747	01 (Can)

CPVC Adhesive



Capacity in ml	Code	Cans/Tin
59	196	30 (Tin)
118	282-5	30 (Tin)
237	495-5	15 (Tin)
473	749	12 (Tin)

UPVC Adhesive



Capacity in ml	Code	Cans/Tin
50	128	30(Tin)
118	215	30(Tin)
237	371	15(Tin)

Rubber Lubricant



Capacity in (g)	Code	Cans
50	52	40
100	67-5	24
250	136-5	20
500	244-5	20

CPVC Metal Clamp



mm	Inch	Code	Qty.
20	3/4"	16-4	300
25	1"	17-6	300
32	1 1/4"	18-9	200
40	1 1/2"	20-9	150
63	2"	23-4	100

UPVC Metal Clamp



mm	Inch	Code	Qty.
15	1/2"	16-2	400
20	3/4"	17-2	300
25	1"	18-6	300
32	1 1/4"	20-6	200
40	1 1/2"	22-2	150
63	2"	23-9	100

Adhesive And Lubricant

PVC Adhesive Tube



Capacity in ml	Code	Tubes
25	40-5	100
50	70-5	50

CPVC Adhesive Tube



Capacity in ml	Code	Tubes
10	40	100
25	86-5	100

UPVC Adhesive Tube



Capacity in ml	Code	Tubes
10	33	100
25	69	100



Adhesive Video

Sprinkler Pipes
Adhesive &
Trading Items



Range From 100 (L) To 10,000 (L) **300 L Per Person**

Plasto Gold 10 Layer Vertical Blow Moulded Tank



Tank (L)	Avg. Diameter		Avg. Height	
	mm	inch	mm	inch
10 Layers Dimension				
500	839	33	1065	42
750	951	37	1217	48
1,000	1078	42	1230	48
6 Layers Dimension				
300	728	29	856	34
500	839	33	1,042	41
750	966	38	1,169	46
1,000	1,093	43	1,220	48
1,500	1,220	48	1,500	59
2,000	1,321	52	1,600	63
Jet Pressure Tank				
1,000	874	34	1806	71
High Pressure Tank				
1,000	975	38	1505	59

Plasto 2 Layer Blow Moulded Tank



Tank (L)	Avg. Diameter		Avg. Height	
	mm	inch	mm	inch
500	864	34	1,093	43
750	966	38	1,169	46
1,000	1,093	43	1,220	48
1,500	1,220	48	1,423	56
2,000	1,347	53	1,550	61

Plasto 4 Layer Roto Moulded Foam Tank




Tank (L)	Avg. Diameter		Avg. Height	
	mm	inch	mm	inch
500	850	34	1,060	42
750	998	39	1,125	44
1,000	1,080	43	1,260	50
1,500	1,242	49	1,397	55
2,000	1,352	53	1,555	61
3,000	1,563	61	1,728	68
5,000	1,830	72	2,045	80
10,000	2,210	87	2,890	114

Plasto Gold 6 Layer Easy-clean Tank



Tanks (L)	Avg. Length		Avg. Width		Avg. Height	
	mm	inch	mm	inch	mm	inch
500	1,170	46	920	36	638	25
750	1,380	54	1,080	43	732	29
1,000	1,510	59	1,155	46	813	32

6 Layer Super Cool Double Foam Tank Roto Moulded



Tank (L)	Avg. Diameter		Avg. Height	
	mm	inch	mm	inch
500	850	33	1,060	42
750	998	39	1,125	44
1,000	1,080	43	1,255	49
1,500	1,256	49	1,441	57
2,000	1,352	53	1,555	61

8 Layer Tank Blow Moulded Tank



Tank (L)	Avg. Diameter		Avg. Height	
	mm	inch	mm	inch
500	836	33	1,023	40
750	970	38	1,153	45
1,000	1,078	42	1,226	48
1,500	1,205	47	1,475	58
2,000	1,324	52	1,590	63

Vishal Big Tank 3 Layer Blow Moulded



Tank (L)	Avg. Diameter		Avg. Height	
	mm	inch	mm	inch
500	838	33	1,039	41
750	972	38	1,157	46
1,000	1,045	41	1,345	53
1,500	1,208	47	1,485	58
2,000	1,326	52	1,602	63

Plasto 3 Layer Ruf-tuf Blow Moulded Tank



Tank (L)	Avg. Diameter		Avg. Height	
	mm	inch	mm	inch
100	535	21	576	23
200	536	21	979	39
225	686	27	661	26
300	686	27	864	34
500	864	34	1,093	43
750	966	38	1,169	46
1,000	1,093	43	1,220	48
1,500	1,205	47	1,475	58
2,000	1,324	52	1,591	63

Plasto 3 Layer Blow Moulded Loft Tank




Tanks (L)	Avg. Length		Avg. Width		Avg. Height	
	mm	inch	mm	inch	mm	inch
100	890	35	571	22	246	10
200	970	38	610	24	410	16
300	1,200	47	800	31	440	17
400	1,250	49	870	34	440	17
500	1,628	64	877	35	480	19
750	1,840	72	1,002	39	559	22
1,000	2,007	79	1,080	42	640	25

Plasto 3 Layer Roto Moulded Non - ISI Tank



Tank (L)	Avg. Diameter		Avg. Height	
	mm	inch	mm	inch
3,000	1,563	61	1,728	68
5,000	1,830	72	2,045	80
10,000	2,210	87	2,890	114

Plasto 2 Layer Roto Moulded Non - ISI Tank



Tank (L)	Avg. Diameter		Avg. Height	
	mm	inch	mm	inch
3,000	1,563	61	1,728	68
5,000	1,830	72	2,045	80
10,000	2,210	87	2,890	114

Plasto 2 Layer Roto Moulded ISI Tank

IS:12701



Tank (L)	Avg. Diameter		Avg. Height	
	mm	inch	mm	inch
300	735	29	880	35
500	882	35	1,010	40
700	1,002	39	1,100	43
1,000	1,110	44	1,265	50
1,500	1,255	49	1,460	57
2,000	1,367	54	1,640	65
3,000	1,565	62	1,950	77
5,000	1,825	72	2,095	82
10,000	2,210	87	2,890	114

Plasto Underground Tank



Tank (L)	Avg. Diameter		Avg. Height	
	mm	inch	mm	inch
500	889	35	1,067	42
1,000	1,143	45	1,296	51
2,000	1,448	57	1,651	65
5,000	1,956	77	2,185	86



Installation Guide for Underground Tank



Installation Guide for vertical Tanks

* Note : There could be variations in specification up to 3.5% in dimension due to continuous product development. All sizes and capacities are approximate.

Plasto Bio-septic Tank

200 L Per Person



Installation Guide

Tanks (L)	Avg. Length		Avg. Width		Avg. Height		Avg. Height with Lid	
	mm	inch	mm	inch	mm	inch	mm	inch
1,000	1,790	70	935	37	960	38	1,050	41
1,500	1,990	78	1,110	43	1,060	42	1,140	45
2,000	2,030	80	1,230	48	1,215	49	1,285	51


Tanks Lids With 5 Years Guarantee Threaded Blow Tank Lid



	mm	Code
100 L To 300 L	400	292
500 To 1000 L	450	303
1500 L To 2000 L	500	404
500 L To 2000 L (Vishal Big)	500	404
750 L To 1000 L (left) (with Ring) 4 Layer	400	500
5000 L Lid with Ring (White) Roto	500	641
Tank Ring	500	244
200 L To 500 L (left)	300	110
Double Layer Black		
500 L To 2000 L	450	310
Six Layer Gold		
300 L	400	312
500 L To 2000 L	450	309
500 L To 1000 L (Old Easy Clean)	400	312
500 L To 1000 L (New Easy Clean) (with Ring)	400	524
Threaded Roto		
2000 L To 5000 L ISI Lid Black	580	502
500 L To 10,000 L (Blue)	450	314
500 L To 10,000 L (Black) Underground	450	310
Roto 3,000 to 5,000 (Blue)	400	470
Blue Lid (kundi Set)	400	168
White Lid (kundi Set)	400	176
Black Lid (kundi Set)	400	140
500 L To 1000 L Black (with Ring)	400	510
500 L To 1000 L Six Layer Orange	450	321
500 L To 2000 L Eight Layer	500	445
Bio Sephtic Tank Lid	500	1080

Column, Garden Pipes & LAPETA Pipes

Submersible Column Pipes



Length Size		Class	kg/cm ² Pressure	Std Packing	Depth in (m)	Code Per Length 3 m
mm	inch					
25	1"	Bellend Pipe	12.5	40	130	269
		Eco-v4	12.5	40	130	326-5
		Medium	18	40	165	434
		Standard	34	40	300	651
		Heavy	38	40	350	
32	1 1/4"	Bellend Pipe	13	25	130	375
		Eco-v4	13	25	130	498
		Medium	17	25	170	623
		Standard	30	25	300	760
		Heavy	35	25	320	972
40	1 1/2"	Eco-v4	13	25	150	673
		Medium	15	25	150	767
		Standard	30	25	300	944
		Heavy	32	25	300	1,166
		Eco-v4	15	15	130	742
63	2"	Medium	18	15	170	1,001
		Standard	24	15	230	1,248
		Heavy	30	15	300	1,572
		Medium	13	10	130	1,264
		Standard	22	10	220	1,618
75	2.5"	Heavy	30	10	300	2,282
		Medium	12	8	130	1,480
		Standard	22	8	220	2,136
90	3"	Heavy	28	8	280	3,020

LDPE Agriculture Pipe 3 Layer (lapeta) UV Stabilized



Length 61 m Size		Code	Qty
mm	inch		
50	2	1,680	10
65	2.5	2,095	08
75	3	2,522	06
100	4	3,920	05
Length 91 m			
50	2	2,521	05
65	2.5	3,143	05
75	3	3,783	05

Garden Tubing Pipes & Hose Pipe

Use only Braided Pipe for Pumps

Plasto Garden Pipe U.V. Stabilized



2 Years Guarantee

3 Layer

Plasto Braided Hose Pipe U.V. Stabilized



3 Years

4 Layer

Plasto Flexi Foam Pipe



Ice Cold Garden Pipe




3 Layer

Vishal Garden Pipe



3 Layer

Vishal Braided Hose Pipe



4 Layer

Length 30 m Size		Code	Qty	Length 15 m		Code	Qty	Code	Qty	Code	Qty	Code	Qty	Code	Qty
mm	inch			Code	Qty										
15	1/2"	1,240	09	664	15	1,622	07	1,122	09	1,289	09	1,002	09	1,295	07
20	3/4"	2,040	08	1,060	09	2,460	06	1,842	08	2,120	08	1,647	08	1,940	06
25	1"	3,001	06			3,690	05	2,702	06	3,120	06	2,423	06	2,810	05
32	1 1/4"	4,201	04			6,150	04								

Leakproof Pipe Connector



mm	inch	Code	Qty
15	1/2"	16-5	150
20	3/4"	22-1	80
25	1"	31-6	60

Universal Jointer



Code	Qty
13-5	150
17-9	80
24-4	60

Hose Connector




Code	Qty
4-5	200
7-2	150
9-9	100

Corrugated Flexible Conduit Pipe



Length 25 m	Code	Qty
	468	06

Filter Cap



mm	Code	Qty
25	6-8	100
32	8-7	75
40	11-6	50

Electric Conduit Fitting PP Junction Box with Lid

Deep 1 Way	Deep 2 Way Straight	Deep 2 Way 90°	Deep 3 Way	Deep 4 Way	1 Way	2 Way Straight	2 Way 90°	3 Way	4 Way
mm Code Qty	Code Qty	Code Qty	Code Qty	Code Qty	mm Code Qty	Code Qty	Code Qty	Code Qty	Code Qty
25 28-7 50	28-2 40	28 40	28-8 36	29-7 32	25 21-6 75	21-7 60	21-8 60	22-7 60	24-3 50

Unbreakable Ghamela 2 years Guarantee

	Model	15	16	17	18	20	22
	Code	156	278-5	311	338	407	589
	Qty	40	25	20	20	15	10

Unbreakable Ghamela Smart

	Model	16	17-1
	Code	214	242
	Qty	25	20


Vishal Unbreakable Ghamela Smart

	Model	17-2
	Code	144-5
	Qty	25



QR Code Vishal

PP Manhole Cover 10 Years Guarantee



QR Code Manhole Cover White

Size mm	inch	Black Code	Marble White Code	Qty
300 X 300	12" X 12"	294	315	12
380 X 380	15" x 15"	500-5	525	12
450 X 450	18" x 18"	945	1,011	12
450 X 600	18" x 24"	1,135	1,215	12
600 X 600	24" x 24"	1,710	1,820	08

Concealed Valve Spindle

	Long Body with Handle	mm	Code	Qty
	Short Body with Handle	3/4"	638	25
			632	

Health Faucet (Chrome Plated)

	m	Code	Qty
	1	778	12
	1.5	838	12

Health Faucet Gun (Chrome Plated)

		Code	Qty
		272	24

Health Faucet (ABS)

	mm	Code	Qty
	1	464	12
	1.5	509	12

Over Head Square Shower & Flange

	4" x 4"	Arm	Code	Qty
		30cm	449	24

Washing Machine Inlet Hose (White)

	mm	Code	Qty
	1	291	12
	1.5	326	10
	2	361-5	8

P.T.M.T. Float Valve (Ball Cock)

	mm	Code	Qty
	15	219	12
	20	259	12
	25	496	04

Health Faucet (P.T.M.T.)

	Code	Qty
	399	12
	447	12

Health Faucet Square White/Blue Tube and Hook

	Code	Qty
	416	12
	465-5	12

Health Faucet Gun (White)

	Code	Qty
	207	24

Over Head Shower SS Arm & SS Flange

	4" x 4"	Code	Qty
		584	12

Mist Flow

	4" x 4"	Code	Qty
		644	12

Corner Cabinet Mirror Cabinet (white)

	Code	Qty
	1,258	10
	2,865	05

Over Head Tank Filter

	mm	inch	Code	Qty	Cartridge	Code	Qty
	25	1"	512	12		241	01
	32	1 1/4"	1,699	06		659	01
	40						
	50	2"	1,702	06			

Rain Water Harvesting Filter

	mm	inch	Code	Qty	Harvesting Filter Cartridge	Code	Qty
	75	2.5"	6,060	01		1,746	01
	90	3"	6,064	01		2,180	01
	110	4"	7,513	01			

Corner



PVC Corner Set



Sink Waste Coupling



Sink Waste Coupling Square



Size mm		110	110
Inch		4"	4"
Code	770	333	189
Qty	12	12	24

PTMT (white) Floor Extension Nipple



Waste Trap



PTFE Tape



PTFE Tape 10X



Premium Foot Valve



Size mm	15/50	31/32	12mmx0.1mmx10m	mm	Code	Qty
Inch		1 1/4"		15	71	50
Code	21-5	151	81	26	22-9	20 72-7 50
Qty	100	24	36	200	250	25 77 50



Installation Guide

Wall-hung Cistern

	Dual Flush Dual Color (4 L / 8 L)			
	Color	Code	Qty	
	White	1,692	08	
	Dual Flush (4 L / 8 L)			
	White	1,684	08	
	Ivory	1,694	08	
	Dual Flush Smart (4 L / 8 L)			
	White	1,123	10	
	Ivory	1,131	10	
	Side Flush Single (10 L)			
	White	974	08	
	Ivory	986	08	
	Side Flush Smart (10 L)			
	White	871	10	
	Ivory	876	10	
	Single Flush Centre (8 L)			
	White	973	08	
	Ivory	984	08	

Dual Flush (Wall-hung Cistern Accessories)

	Inlet	Code	Qty		Code	Qty
		174-1	01		109	50
	Syphon (outlet)					
		323	01		141	20
	Pipe Elbow					
		81-1	01		223	45
	Flush Tank Pipe					
		62	01		150	60
	Single Side Flush Assembly Set					
		391	25 Set		74	40

Plasto Braided Connection Pipe with Key Assembly



mm	inch	Code	Qty
300	12	69-1	90
450	18	79	60
600	24	94	40
750	30	109-5	25
1,000	40	135-2	18
1,524	60	184	15

Vishal Braided Connection Pipe with Key Assembly

mm	inch	Code	Qty
300	12	57-4	100
450	18	63-1	80
600	24	70-3	50
750	30	78-2	30
1,000	40	86-3	24
1,524	60	109-4	20

Braided Connection Pipe (Brass) with Key Assembly



mm	inch	Code	Qty
450	18	129	80
600	24	137	50
750	30	145-5	30
1,000	40	160-6	24

Toilet Seat Cover Round

	Soft Close Model - 1037	Color	Code With Jet	Code Without Jet	Qty
		White	860	752	10
		Ivory	870	762	10

Toilet Seat Cover Round

	Fast Close Model - 985	With Jet Code	Without Jet Code	Qty
		667	569	10
		679	582	10

Toilet Seat Cover Economy

	Economy Model - 775	Color	Code With Jet	Code Without Jet	Qty
		White	508	429	20
		Ivory	519	439	20

Anglo Indian Toilet Seat Cover

	Code	Qty
	738	10

Toilet Seat Cover Square

	Color	Code With Jet	Code Without Jet	Qty
	White	586	517	10
	Ivory	609	538	10

Coll. P. P. Waste Pipe (jointless White)

	mm	inch	Code	Qty
	900	36	70	120

Coll. P. P. Waste Pipe (Vishal)

	mm	inch	Code	Qty
	750	30	54	140

Regular Jet Spray with Holder

	Code	Qty
	167-5	20

Multi Jet Spray with Holder

	Code	Qty
	155	20

Braided PVC Waste Pipe

	mm	inch	Code	Qty
	750	30	111	60
			132-1	60
	900	36	133	60

IS : 9763

P T M T T A P S

For Hot & Cold Water



Product Bib Cock With Flange
Qty 24 Nos
Code 171



Product Angle Cock With Flange
Qty 36 Nos
Code 163



Product Bib Cock Long Body With Flange
Qty 20 Nos
Code 199



Product Bib Cock Nozzel With Flange
Qty 24 Nos
Code 193



Product Washing Machine Tap with Flange
Qty 24 Nos
Code 209



Product Sink Cock with Flange
Qty 12 Nos
Code 452



Product Swan Neck with Flange
Qty 12 Nos
Code 451



Product 2 Way Angle Cock with Flange
Qty 28 Nos
Code 362



Product 2 In 1 Bib Cock With Flange
Qty 12 Nos
Code 365



Product Sink Mixer
Qty 05 Nos
Code 1,006



Product Basin Mixer
Qty 05 Nos
Code 1,451

Comfort Series White
Quarter turn


Product Pillar Cock
Qty 24 Nos
Code 229



Product Push Cock with Spout
Qty 84 Nos
Code 161



Product Wall Mixer
Qty 05 Nos
Code 943



Product L - bend Wall Mixer
Qty 05 Nos
Code 1,325



Product Bib Cock with Flange
Qty 24 Nos
Code 158



Product Angle Cock with Flange
Qty 36 Nos
Code 148



Product Bib Cock Long Body with Flange
Qty 20 Nos
Code 178



Product Bib Cock Nozzle with Flange
Qty 24 Nos
Code 174

P T M T A P S

For Hot & Cold Water



IS - 9763



Product 2 In 1 Bib Cock with Flange
Qty 12 Nos
Code 324



Product Swan Neck with Flange
Qty 12 Nos
Code 403

Classic Series Ivory

Full Turn



Product Sink Cock with Flange
Qty 12 Nos
Code 402-00



Product 2-way Angle Cock with Flange
Qty 28 Nos
Code 325



Product Pillar Cock
Qty 24 Nos
Code 204



Product Bib Cock with Flange
Qty 24 Nos
Code 164



Product Bib Cock Long Body with Flange
Qty 20 Nos
Code 197



Product Angle Cock with Flange
Qty 36 Nos
Code 159



Product Nozzle Bib Cock with Flange
Qty 24 Nos
Code 188



Product Sink Cock with Flange
Qty 12 Nos
Code 435



Product Swan Neck with Flange
Qty 12 Nos
Code 438



Product 2 Way Angle Cock with Flange
Qty 28 Nos
Code 355




Product 2 in 1 Bib Cock with Flange
Qty 12 Nos
Code 360

Crystal Series White

Quarter Turn

Product Pillar Cock
Qty 24 Nos
Code 221



Product Wall Mixer
Qty 05 Nos
Code 911



Product Sink Mixer
Qty 05 Nos
Code 975



Product L Bend Wall Mixer
Qty 05 Nos
Code 1,281





Product: Bib Cock with Flange
Qty: 24 Nos
Code: 115-5



Product: Bib Cock Long with Flange
Qty: 24 Nos
Code: 140-5



Product: Angle Cock with Flange
Qty: 36 Nos
Code: 112-5



Product: Bib Cock Nozzle
Qty: 24 Nos
Code: 147-5



Product: Sink Cock With Flange (White)
Qty: 12 Nos
Code: 350



Product: Swan Neck with Flange
Qty: 12 Nos
Code: 372



Product: 2 in 1 Angle Cock
Qty: 12 Nos
Code: 295-5



Product: 2 in 1 Bib Cock with Flange
Qty: 12 Nos
Code: 298

Product: Pillar Cock
Qty: 24 Nos
Code: 177-5



P.P.T. Taps

With 15 mm Fitting

Note: Cistern Discount Applicable

PTMT TAPS



Product Bib Cock
Qty 12 Nos
Code 319




Product Long Body
Qty 12 Nos
Code 359




Product Pillar Cock
Qty 12 Nos
Code 419



Product 2 in 1 Bib Cock
Qty 12 Nos
Code 612



Product Angle Cock
Qty 12 Nos
Code 270




Product 2 in 1 Angle Cock
Qty 12 Nos
Code 575



Product Sink Cock
Qty 12 Nos
Code 629



Product Swan Neck
Qty 12 Nos
Code 647



Product Sink Mixer
Qty 04 Nos
Code 1,257



Product Wall Mixer
Qty 04 Nos
Code 1,175



Product L Bend Mixer
Qty 04 Nos
Code 1,509



Product Basin Mixer
Qty 12 Nos
Code 1,378

Square Series

With 20mm Fitting
Note : PTMT Standard Discount Applicable

FAUCETS

Since 1980

PLASTO[®]

प्लास्टो है तो गॅरन्टी है।

TANK & PIPE

Bath Spout
Tip Ton



2 way Angle
Cock



Pillar Cock
Long



Wall Mixer



Swan Neck

www.plasto.in



Disclaimer: All information contained in this price list product catalogue is given in good faith and believed to be accurate & reliable. No responsibility can be accepted for any error/omission or incorrect assumption. Any modification can change without prior notice. All images are shown for representational purpose only.